

Genie® Z®-45 DC & Z-45 FE

Specifications

Models	Z-45 DC & Z-45 FE	
Measurements	US	Metric
Working height max. ⁽¹⁾	51 ft 8 in	15.92 m
Platform height max.	45 ft 8 in	13.92 m
Horizontal reach max.	22 ft 9 in	6.94 m
Up and over clearance max.	24 ft 7 in	7.50 m
A Platform length	2 ft 6 in	0.76 m
B Platform width	6 ft	1.83 m
C Height - stowed (tires)	7 ft 6 in	2.29 m
D Length - stowed (tires)	20 ft 1 in	6.11 m
E Width	7 ft 6 in	2.29 m
F Wheelbase	6 ft 8 in	2.03 m
G Ground clearance - center	1 ft 4 in	0.41 m

Productivity

Lift capacity max. - unrestricted	660 lbs	300 kg
Platform rotation	160°	160°
Jib length	5 ft	1.52 m
Vertical jib rotation	135°	135°
Turntable rotation	355°	355°
Turntable tailswing	1 ft 3 in	0.37 m
Drive speed - stowed ⁽²⁾	4.5 mph	7.24 km/h
Drive speed - raised	0.68 mph	1.1 km/h
Gradeability - stowed ⁽²⁾	45%	45%
Tilt sensor activation (front to back/side to side)	4.5° / 4.5°	4.5° / 4.5°
Turning radius - inside/outside	7 ft 10 in / 14 ft 1 in	2.40 m / 4.30 m
Tires	315/55 D20	315/55 D20

Power

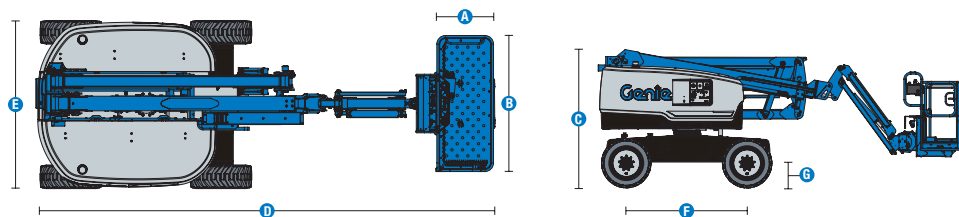
Drive system	34V 3-Phase AC	34V 3-Phase AC
Battery Pack, DC	48V DC (8×6V), 390Ah, FLA	48V DC (8×6V), 390Ah, FLA
Battery Pack, FE	48V DC (8×6V), 370Ah, AGM	48V DC (8×6V), 370Ah, AGM
AC generator, FE	24.8 HP (18.5 kW) Kubota	24.8 HP (18.5 kW) Kubota
	Diesel D1105	Diesel D1105
Auxiliary power unit	12V DC	12V DC
Hydraulic tank capacity	10.5 gal	40 L
Fuel tank capacity	17 gal	64 L

Weight⁽³⁾ and Floor Loading⁽⁴⁾

Weight, DC	14,064 lb	6,379 kg
Weight, FE	14,460 lbs	6,559 kg
Tire contact pressure	70 psi	482 kPa
Occupied floor pressure (tires)	206 psf	9.88 kPa

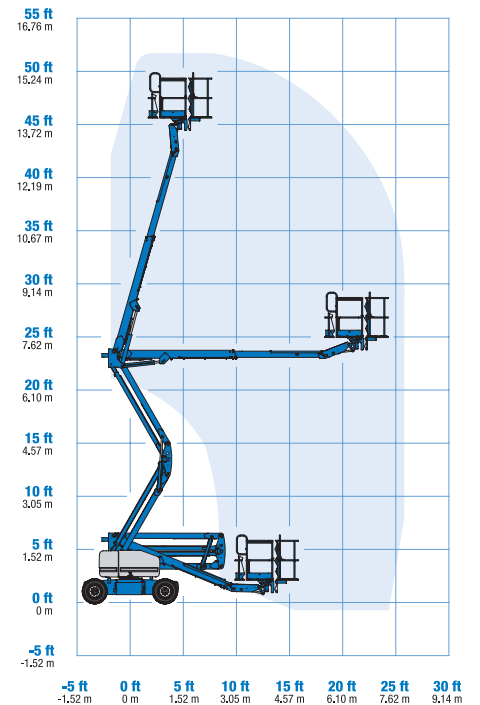
Sound and Vibration Levels

Sound Pressure level (ground workstation)	70 dBA (DC)/80 dBA (FE)	70 dBA (DC)/80 dBA (FE)
Sound Pressure level (platform workstation)	70 dBA (DC)/76 dBA (FE)	70 dBA (DC)/76 dBA (FE)
Vibrations	1.81 ft/s ²	0.55 m/s ²



(1) The metric equivalent of working height adds 2m to platform height. The imperial equivalent adds 6ft to platform height.
 (2) Gradeability applies to driving on slopes and may vary depending on options and machine configurations. See operator's manual for details regarding slope ratings.
 (3) Weight refers to standard configuration and may vary depending on options and/or country standards.
 (4) Floor loading information is approximate and may vary depending on options and machine configurations. It should be used only with adequate safety factors.

Range of motion Z-45/25 DC & FE



Genie® Z®-45 DC & Z-45 FE

SKU: Standard Model

- Z-45 DC, DC Power, 4WD*
- **Z45FE001AE0005**: Z-45 FE Hybrid, 4WD

* Build to Order

Option availability	S	S+	BtO
Power			
24 hp, 19.4 kW, Kubota D1105, Diesel, T4i/T4f, Stage IIIA/V, CN III	✓	✓	✓
Standard FLA flooded lead acid battery			○
AGM Maintenance-free batteries (Standard on FE)	✓	✓	✓
Cold weather package			○
Power inverter, 2kW, 120V/60Hz		○	○
Low voltage interrupt (LVI) with battery charge indicator (BCI)	✓	✓	✓
Platform			
Air line to platform			○
Control box covers		○	○
Lift Guard Full Mesh panels			○
Lift Guard Half Mesh panels			○
Light Package: drive and work lights		○	○
Platform auxiliary top rail			○
5ft/1.52m Jib	✓	✓	✓
6ft/1.83m dual-entry platform with side swing gate	✓	✓	✓
AC Power cord to platform	✓	✓	✓
Drive enable system	✓	✓	✓
Horn	✓	✓	✓
LCD display	✓	✓	✓
Lift Guard Contact Alarm	✓	✓	✓
Lift Tools Work Tray	✓	✓	✓
Platform load sense system	✓	✓	✓
Proportional controls	✓	✓	✓
Self-leveling platform	✓	✓	✓
Travel alarm package: flashing beacons, descent, travel and tilt alarms	✓	✓	✓
Chassis			
Lift Connect Telematics	✓	✓	✓
Lift Connect with Access Manager upgrade		○	○
Biodegradable hydraulic oil			○
Cold weather hydraulic oil			○
Fire resistant hydraulic oil			○
Rough terrain, foam-filled tires		○	○
Rough terrain, foam-filled, non-marking tires	✓	✓	✓
Active oscillating axle	✓	✓	✓
Chassis tilt drive function cut-out	✓	✓	✓
Dual parallelogram lift linkage	✓	✓	✓
Electric brake release	✓	✓	✓
Hour meter	✓	✓	✓
On-board diagnostic system	✓	✓	✓

- S Standard
- S+ Standard +
- BtO Build to Order
- ✓ Standard Features
- Options




Indoor & Outdoor Boom



Rugged Terrainability



660lb/300kg Capacity Jib



Genie Genuine Accessories⁽¹⁾

- Lift Tools Productivity Tools
- Lift Connect Telematics
- Tech Pro Link Handheld Device

(1) More accessories available from Genie Genuine Parts.

Product specifications are subject to change without notice or obligation. Photographs and/or drawings herein are for illustrative purposes only. Refer to the appropriate Operator's Manual for instructions on proper equipment use. Failure to follow instructions in the Operator's Manual may result in serious injury or death. The only warranty applicable to our equipment is the standard written warranty applicable to the particular product and sale and we make no other warranty, express or implied. Products and services listed may be trademarks, service marks or trade names of Terex Corporation and/or their subsidiaries in the USA and many other countries. Terex, Genie, Quality By Design, Xtra Capacity, Lift Power, Lift Guard, Lift Tools, Lift Connect and Tech Pro Link are registered trademarks of Terex Corporation or its subsidiaries.