

TWO MODELS - MULTIPLE POSSIBILITIES

The XA(T)S 400 compressor range with PACE technology.
CAT performance engine (340-440 cfm)

Sustainable Productivity

Atlas Copco




You need PACE... To win the RACE!

The skillfully versatile XA(T)S 400 range offers you two models with multiple possibilities. Thanks to its intuitive PACE system (Pressure Adjusted thru Cognitive Electronics) the new 400 cfm models give you the most options from a single compressor. This pioneering technology enables multiple pressure and flow settings, ensuring you match air flow and pressure to your application needs.


Optimize your fleet investment, improve utilization and get a higher return on investment. If you are using multiple machines to cover flow demands between 340-440 cfm and pressure ranges from 100-200 psi, then now is the time to stop.

The 400 cfm models also feature our legendary air element together with a Caterpillar Stage IV Engine. Ensuring higher efficiency, longer service intervals, unmatched reliability, increased lifetime and the lowest cost of ownership.



LOWER CAPITAL INVESTMENT 

One machine covers multiple applications

FUEL SAVINGS 

Both efficiency and autonomy

INCREASED UTILIZATION 

Simple service and long service intervals

Compressor		XATS 400 CD T4F	XAVS 400 CD T4F
Working pressure	psi	150	200
Free air delivery	cfm	395	395
Max. unloading pressure	psi	150	225
Min. working pressure	psi	58	58
Air compressor outlets		2 x 3/4" & 1 x 1 1/2"	2 x 3/4" & 1 x 1 1/2"
Max. sound pressure level @ 23' (7m)	dB(A)	76	76
Engine			
Model		Caterpillar C4.4	Caterpillar C4.4
Number of cylinders		4	4
Emissions regulation	US EPA Tier	T4F	T4F
Output at rated speed (2400 rpm)	hp	155	155
Aspiration		Turbocharged	Turbocharged
Engine speed (unloaded)	rpm	1500	1500
Engine speed (maximum loaded)	rpm	2200	2200
Capacity and consumption			
Fuel tank capacity	US gal (l)	52 (197)	52 (197)
Fuel consumption @ 100% load	gal/hr (l/hr)	6.8 (25.7)	6.8 (25.7)
DEF tank capacity	US gal (l)	5.7 (21.7)	5.7 (21.7)
DEF consumption @ 100% load	gal/hr (l/hr)	0.30 (1.1)	0.30 (1.1)
Dimensions and weight (trailer/Skid mounted)			
Length	in	161 / 113	161 / 113
Width	in	71.5 / 71.5	71.5 / 71.5
Height	in	70 / 65	70 / 65
Weight (wet)	lbs	4708 / 4616	4708 / 4616





STANDARD FEATURES

SERVICE LIFE

The 400 cfm range extends the compressor oil service interval to 1000 hours or once every two years. Reduced service intervention and longer life of consumables reduces total cost of operation and increases availability.

XC2003 CONTROLLER

The intuitive XC2003 controller keeps track of your compressor's utilization and prompts for planned service interventions. Service can be performed from a single side.

ENGINE PERFORMANCE

The range is powered by a 4-cylindered Caterpillar Tier 4 Final engine, reducing the emission of NOx and particulate matter to near zero levels.



EASY TO MOVE

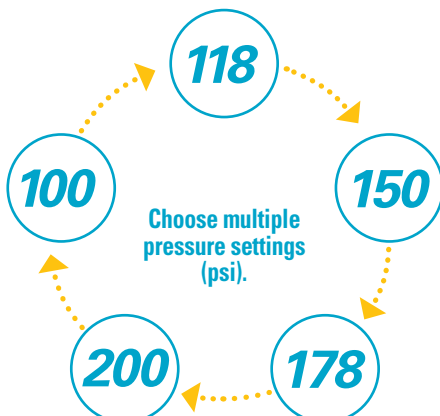
Lightweight and compact, both models can be towed. The compressor is mounted on a single axle, enhancing its maneuverability on site.

LOW FUEL CONSUMPTION

Combining the Atlas Copco screw element with a Caterpillar diesel engine, we deliver a range that is best in class for fuel economy.

ROBUST DESIGN

The range was tested both in lab and field conditions to ensure optimal performance. It's designed to withstand the toughest working conditions. The updated HardHat canopy is our toughest, most aesthetically pleasing canopy to date. It's corrosion free and needs no painting or dent repair.



PACE™

Pressure Adjusted thru Cognitive Electronics

- Pressure can be set with the XC2003 controller in 3 simple steps.
- Pressure can be adjusted within increments of 1 psi.
- Toggle between the pressure presets in a single click.



Product Portfolio

AIR COMPRESSORS

READY TO GO

- 110-250 cfm
- 58-125 psi



VERSATILITY

- 400-850 cfm
- 58-200 psi



PRODUCTIVITY PARTNER

- 950-1,800 cfm
- 100-508 psi



Diesel and electric options available.

GENERATORS

PORTABLE

- 1.6-12 kVA



MOBILE

- 25-1,200* kVA



*Multiple configurations available to produce power for any size application.

DEWATERING PUMPS

ELECTRIC SUBMERSIBLE

- up to 6,100 US gpm



CENTRIFUGAL DIESEL DRIVEN

- up to 9,200 US gpm



LIGHT TOWERS

METAL HALIDE



LED



Committed to sustainable productivity

Atlas Copco's PowerTechnique business area has a forward-thinking philosophy. For us, creating customer value is all about anticipating and exceeding your future needs – while never compromising our environmental principles. Looking ahead and staying ahead is the only way we can ensure we are your long term partner.

www.atlascopco.com

Atlas Copco